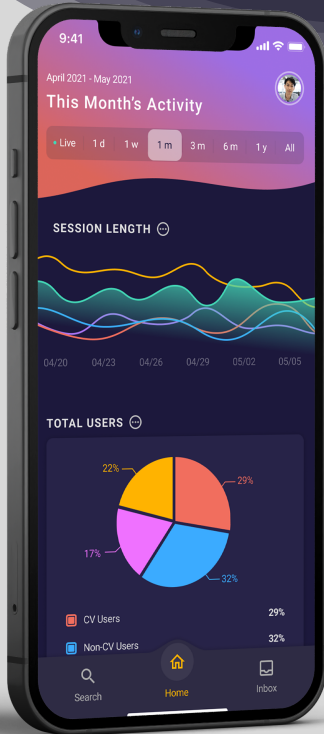




An app metrics/KPI dashboard powerhouse that seamlessly integrates with CRMs, app performance tools and more.



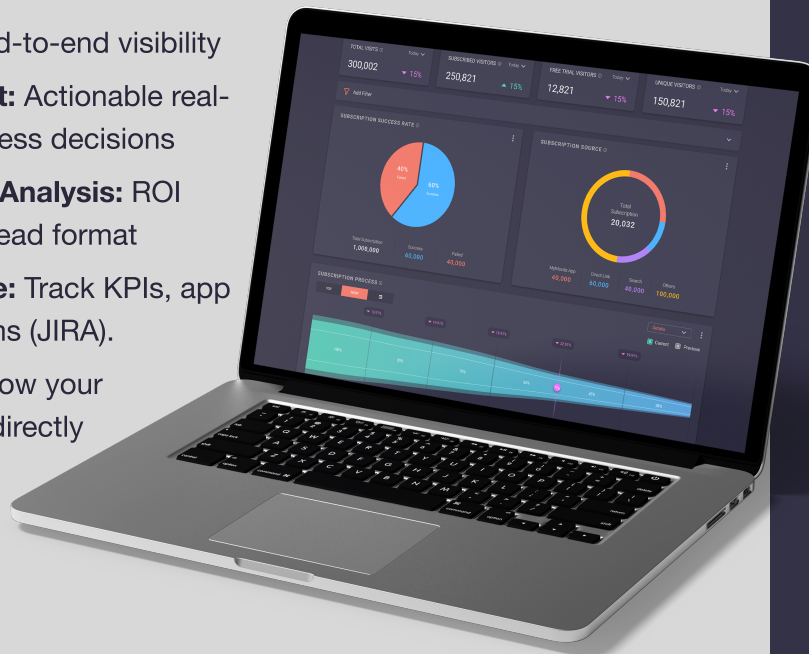
## ENABLE YOUR DX STRATEGIES

With interactive charts, app mapping, funnel analysis and more, your team can understand what works and what doesn't. Access analytics for the complete digital experience, either from the Relay portal or from the convenience of your smartphone.

Join leading global companies today and understand your customer journey to enhance your business strategies.

## INSIGHT AT YOUR FINGERTIPS

- **Full Transparency:** End-to-end visibility
- **Business Management:** Actionable real-time data to drive business decisions
- **Return on Investment Analysis:** ROI Analysis in an easy-to-read format
- **Actionable Intelligence:** Track KPIs, app reviews, and action items (JIRA).
- **Better Together:** See how your Conductor campaigns directly impact your KPIs



### KPI Dashboard

View business KPIs in an easy-to-use dashboard with interactive charts.



### Live Data

Access data from the last 24 hours on your top KPIs.



### App Metrics

Gain actionable insight into app usage, app ratings, and updates.



### Ecosystem

Monitor network operations for any errors or crashes.




### Relay Companion App

Access your entire dashboard from your mobile device.



### App Mapping

Visualize how users are navigating through your app.



**Gain actionable insight today.**

Contact us to find a plan that works for you.

Learn more: [stationdigitalmedia.com/relay](https://stationdigitalmedia.com/relay)

station